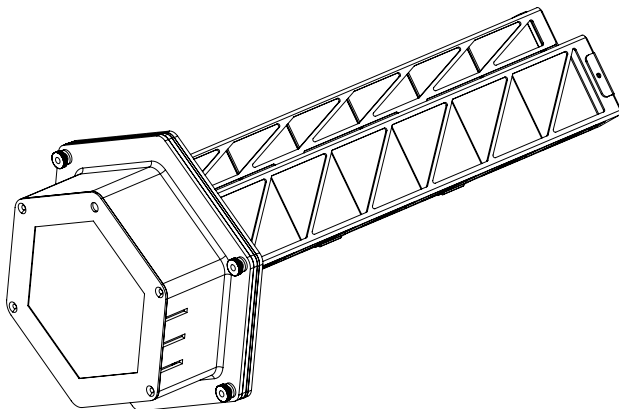


DUST FREE® CARBON Whole House Air Purifier

Installation & Operation Manual



This manual covers the following model:

DF CARBON 14" - #13052

BEFORE INSTALLING

- Read all instructions carefully. Failure to do so could damage the equipment or cause harm to yourself or others.
- Acknowledge all warnings.
- Only qualified technicians should perform the installation.

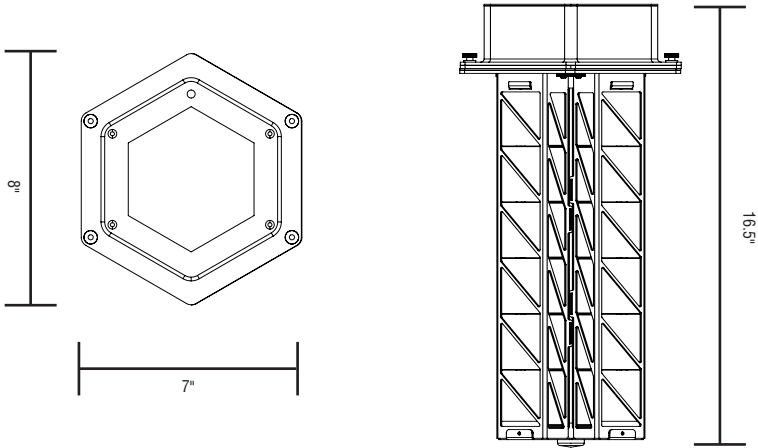
INCLUDED INSIDE BOX

- Carbon Air Purifier System
- 24VAC power supply
- Core
- UV-C lamp
- 40VA transformer
- Mounting plate
- Mounting hardware
- Installation instructions



ZERO OZONE EMISSIONS - MEASURED OZONE EMISSIONS FROM DUST FREE CARBON DURING USE PHASE DOES NOT EXCEED 0.005 PPM AS TESTED BY UL 867.
UL.COM/ECV

SPECIFICATIONS



Model	DUST FREE® CARBON
Power Module	8"H x 7"W x 16.5"L
Mounting Plate	8"H x 7"W
Electrical	24VAC (Expanded range ballast: 20V-32V), 50/60Hz, 1.4A. 3000V surge protection.
Weight	3lbs.
UV-C Lamp	18,000-hour life. Water-resistant.
Ozone	UL 2998 validated no ozone.
Warranty	7-year on power module. 2-year on lamp.

Specifications subject to change without notice.



EPA Establishment No. 73316-TX-1

Visit <http://www.dustfree.com/testing> for a list of micro-organisms inactivated by Dust Free® products.

The product and technologies described are not medical devices, and are not intended to diagnose, treat, cure, or prevent any disease or illness.

U.S. Patent Nos. 5,334,347, 5,817,276, 6,245,293, 6,267,924, 6,280,686, 6,313,470, 6,627,000, 6,539,727, 6,932,494, 6,550,257.



NOTICE

Qualified Technicians Only.

This device must be installed in compliance with all national and local electrical and mechanical codes. Failure to do so will void Dust Free® Warranty.

UV INSTALLATION NOTES

This device is meant only to be installed in the duct portion of the HVAC system.

The unit should be mounted directly to a metal surface.

The duct work around the installation area should be clean and dry to insure proper adhesion of the gasket materials and any tape used.

An approximate 5" opening will need to be cut into the existing duct work to install the device properly.

AIRFLOW ORIENTATION

The device can be oriented in any direction to airflow. It is recommended to orient the UV lamp to shine toward the desired area of maximum UV sterilization.

24VAC ELECTRICAL REQUIREMENTS

Connect black and white wires to a dedicated 40VA transformer.

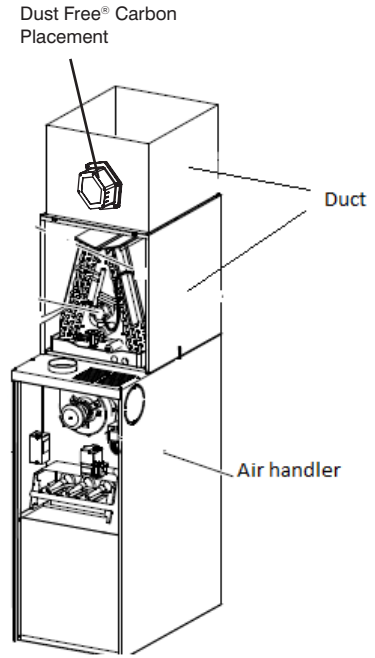


Fig. 1 HVAC system.



WARNING

Electric Shock Hazard.
Can cause injury or death.

Electrical wiring of the unit to the HVAC system should be done by a licensed HVAC technician or electrical installer.



WARNING

UV Light Hazard.
Can cause serious eye and skin damage.

Do not look at UV-C light. Wear UV-C eye and skin protection.

METAL DUCTWORK INSTALLATION

- Locate a suitable area of the duct for installation. Minimum 8" area.
- If needed, cut away insulation to expose metal duct.
- Mark location for 5" opening using the included mounting plate as a template.
- Cut opening for the device.
- Remove the backing from the mounting plate gasket, center mounting plate over opening, and press onto the duct. The adhesive gasket will hold the mounting plate in place.
- Secure the mounting plate using self-tapping screws.
- Insert device into opening and secure with knurled nuts.
- Connect to proper power and test operation. The operation indicator light on the face of the device should be on.

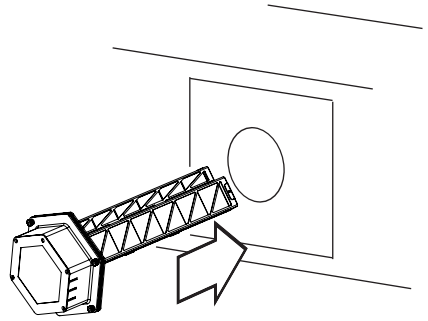


Fig. 2 Cut opening in duct, attach mounting plate, and install device.

FIBERGLASS DUCTWORK NOTE

For fiberglass ductwork installations use 3" toggle bolts to attach mounting plate.

MAINTENANCE/UV LAMP INDICATOR

For optimal performance, replace the device core each year and the UV-C lamp every 2 years, even if the UV-C lamp appears to be operating normally.

The operation indicator on the face of the device is for UV Lamp operation only. If the unit has power and the indicator does not glow, the UV lamp should be replaced.

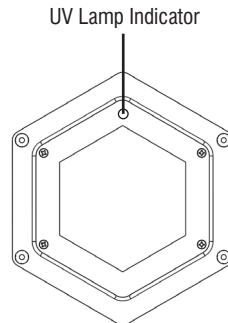


Fig. 3 UV lamp indicator.

⚠ WARNING
Electric Shock Hazard.
Can cause injury or death.
 Electrical wiring of the unit to the HVAC system should be done by a licensed HVAC technician or electrical installer.

⚠ WARNING
UV Light Hazard.
Can cause serious eye and skin damage.
 Do not look at UV-C light. Wear UV-C eye and skin protection

CHANGING THE CORE OR UV-C LAMP

- Disconnect the device from power.
- Removed the knurled nuts securing the device and remove the device from the core.
- Remove the screws securing the core.
- Remove the core from the device and dispose of properly. **Note: If only changing the UV-C lamp, detach lamp from device and dispose of properly.**
- Secure the new core or new UV-C lamp to the device.
- Reverse the previous steps to return the device to operation.

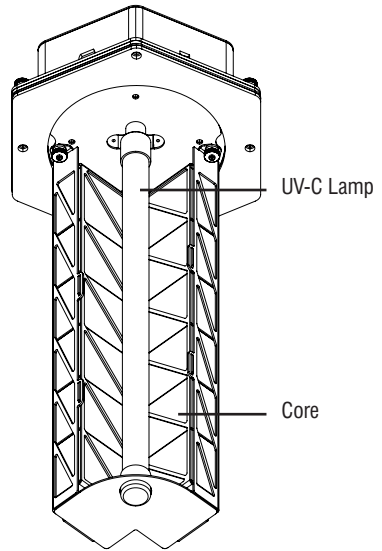


Fig. 4 Replace core each year. Replace UV-C lamp every 2 years.

DISPOSAL OF CORE/UV-C LAMP

Dispose of spent core and UV-C lamp at your local recycling center. You may also send your spent core and UV-C lamp, in the same container you received your replacement, to:

Dust Free® Reclamation

1112 Industrial Drive
 Roysce City, TX 75189

REPLACEMENT PART NUMBERS

CORE KIT*	CORE ONLY	LAMP ONLY
#13054	#13056	#13055

*Replacement core includes lamp.

! WARNING
Mercury Hazard. Do Not Break.
 UV-C lamp contains a small amount of Mercury. May cause redness or irritation. Manage in accordance with disposal laws. www.lamprecycle.org

! WARNING
Electric Shock Hazard.
 Can cause injury or death.
 Electrical wiring of the unit to the HVAC system should be done by a licensed HVAC technician or electrical installer.

! WARNING
UV Light Hazard.
 Can cause serious eye and skin damage.
 Do not look at UV-C light. Wear UV-C eye and skin protection

WARRANTY

Dust Free LP warrants this DF CARBON air purifier to be free from defects in materials and workmanship under normal use and service, for a period of seven (7) years from the date of purchase. This warranty does not cover UV-C lamp(s), which carry a two (2) year warranty from the date of installation.

This warranty does not cover cosmetic damage, damage due to acts of God, damage as a result of handling or shipment, negligence, misuse, connection to improper voltage, improper maintenance, or abuse. This warranty is void if defect(s) result from failure to have this unit installed by a qualified, properly licensed, heating and air conditioning contractor in compliance with all local building and construction codes.

Dust Free LP's exclusive obligation under this warranty shall be to supply, without charge, a replacement for any covered component of the DF Carbon air purifier which is found to be defective within the parameters defined herein. Dust Free LP reserves the right to replace or repair the defective part or component.

DUST FREE LP SHALL NOT BE LIABLE FOR ANY LOSS OR DAMAGE OF ANY KIND, INCLUDING ANY INCIDENTAL OR CONSEQUENTIAL DAMAGES RESULTING, DIRECTLY OR INDIRECTLY, FROM ANY BREACH OF WARRANTY, EXPRESS OR IMPLIED, OR ANY OTHER FAILURE OF THIS PRODUCT. (Some states do not allow the exclusion or limitation of incidental or consequential damages, so this limitation may not apply to you.) THE WARRANTIES SET FORTH HEREIN ARE EXCLUSIVE AND DUST FREE LP EXPRESSLY DISCLAIMS ALL OTHER WARRANTIES, WHETHER WRITTEN OR ORAL, IMPLIED OR STATUTORY, INCLUDING BUT NOT LIMITED TO ANY WARRANTIES OF MERCHANTABILITY, WORKMANSHIP, OR FITNESS FOR A PARTICULAR USE. If the limited warranty is void due to failure to use a qualified contractor all disclaimers of implied warranties shall be effective upon installation.

How to make a warranty claim or have questions answered:

Should you have a warranty claim or questions about the warranty policy, contact the distributor or dealer from which you purchased the product. Proof of original purchase and proof of identity that the original purchasing party is filing the claim is required in order to initiate a warranty claim. Defective parts must be returned no later than thirty (30) days after the failure to the installing contractor together with the model number, serial number, and date of installation. All service and removal must be performed by a licensed HVAC contractor. You must pay shipping charges and all other costs of warranty service. Warranty is only valid the United States and Canada.

THIS WARRANTY SHALL NOT OBLIGATE THE MANUFACTURER FOR ANY LABOR COSTS AND SHALL NOT APPLY TO DEFECTS IN WORKMANSHIP OR MATERIALS FURNISHED BY THE INSTALLING CONTRACTOR AS CONTRASTED TO DEFECTS IN THE GERMICIDAL LIGHT ITSELF.

NOTE: Do not return any products or parts to the factory without a factory issued Return Authorization number issued by the Dust Free LP customer service department.

In the event you have any questions concerning the use and care of this product or this warranty which have not been answered to your satisfaction by the distributor or dealer, please call or write the factory.

Dust Free®

PO Box 519, 1112 Industrial Park Drive

Royse City, TX 75189

1-972-635-9564

www.dustfree.com